

技术参数 / Technical Specifications

视频

增益.....6 dB
输入信号类型.....1路模拟RsGsBs/YpPr
输入连接器.....1个RJ-45母座
输出信号类型.....1路RGBHV/YpPr
输出连接器.....1个VGA 15针HDF接口
输出额定电平.....RGB: 0.7 Vp-p
输出最小/最大电平.....0.7 V - 1.2 Vp-p
输出阻抗.....75欧姆
回波损耗.....-30 dB @ 5 MHz
输出直流偏置.....< ±20 mV@输入无偏置
RGB延时独立可调.....0-50 ns

同步

输出类型.....RGBHV
输出电平.....4.5 V - 5.0 Vp-p
输出阻抗.....75欧姆
极性.....正极或负极（跟随输入而定）

音频

增益.....0 dB
频率响应.....20 Hz - 20 kHz, ±0.5 dB
THD+N.....0.15% @ 1 kHz @ 不失真电平
未加权信噪比(S/N).....>70 dB, 最大输出
输入信号类型.....1路模拟声
输入连接器.....1个RJ-45母座
输出信号类型.....1路双声道, 非平衡
输出连接器.....1个 Ø 3.5 mm mini母座
输出阻抗.....<10欧姆（非平衡）
增益误差.....±0.5 dB

规格

电源.....12 V DC - 15 V DC, 0.5 A
温度:
工作温度.....0°C - +50°C
储存温度.....-20°C - +70°C
湿度.....10%-90%
尺寸.....150×100×40 mm
重量.....0.39 kg

Video

Gain.....6 dB

Video input

Signal type.....1 analog RsGsBs/YpPr
Connector.....1×RJ-45 female connector

Video output

Signal type.....1 analog RsGsBs/ YpPr
Connector.....1×VGA 15-pin HDF connector
Nominal level.....RGB: 0.7 Vp-p
Min./max. Levels.....0.7 V - 1.2 Vp-p
Impedance.....75 Ohm
Return loss.....-30 dB @ 5 MHz
DC offset.....< ±20 mV with input at 0 offset
Independent RGB delay.....0-50 ns

Sync

Output type.....RGBHV
Output level.....4.5 V to 5.0 Vp-p
Output impedance.....75 Ohm
Polarity....Positive or negative (follows input)

Audio

Gain.....0 dB
Freq. Response..20 Hz to 20 kHz, ±0.5 dB
THD+Noise..0.15% @ 1 kHz at normal level
S/N.....>70 dB at max. output (unweighted)

Audio input

Signal type.....Proprietary analog signal
Connector.....RJ-45 female connector

Audio output

Signal type.....1 channel audio (L+R), unbal.
Connector.....Ø 3.5 mm mini jack
Impedance.....<10 Ohm (unbalanced)
Gain error.....±0.5 dB

General specs

Power supply.....12 V DC to 15 V DC, 0.5 A
Temperature
Operating.....0 °C to + 50 °C
Storage.....-20 °C to + 70 °C
Humidity.....10% to 90%
Dimensions.....40×150×100 mm
Weight.....0.39 kg

TAIDEN®

TMX-TP-R/TD VGA & Audio over Twisted Pair Receiver with Relay Output

Excellent solutions for conferences



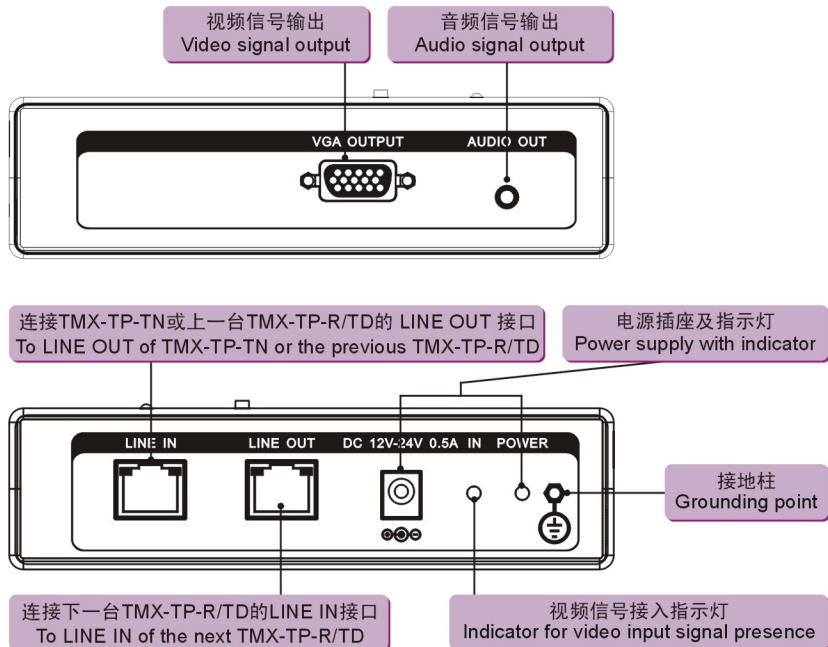
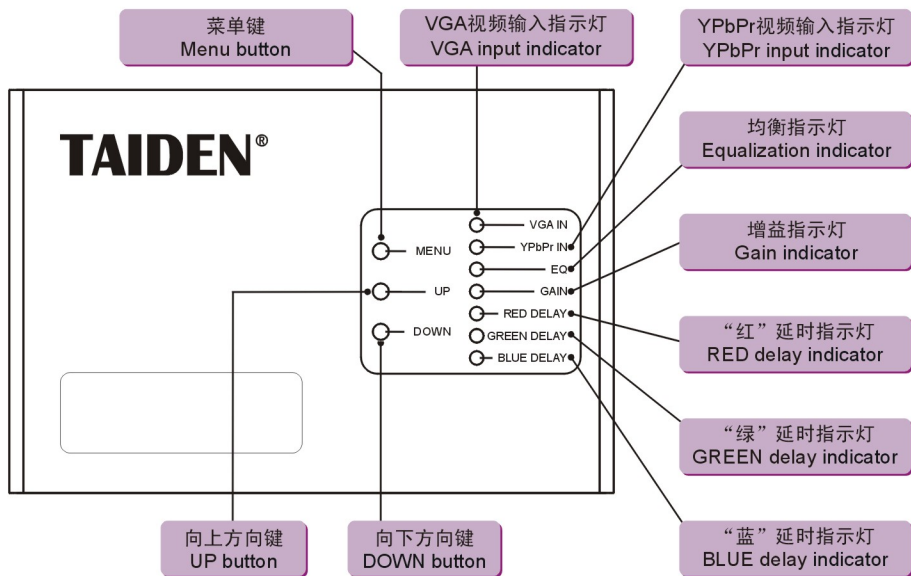
VGA+Audio双绞线接收器带中继输出

User's Manual

用户手册

V 1.0

功能指示 / Functions and indications



设置及操作 / Setup and Operation

■ 设置

1、按“MENU”键循环选择下列菜单：

- 均衡(EQ)
- 增益(GAIN)
- “红”延时(RED DELAY)
- “绿”延时(GREEN DELAY)
- “蓝”延时(BLUE DELAY)

2、选中菜单项所对应的指示灯亮起，此时可通过按“UP”/“DOWN”键选择合适的参数。

■ 输入信号类型选择

可在两种输入信号类型间进行选择：VGA视频、分量视频。

在非设置菜单，按“UP”或“DOWN”键选择VGA视频信号输入或分量视频信号输入，对应输入信号类型指示灯亮。

“红”/“绿”/“蓝”延时调节只在VGA视频输入时有效；分量视频输入时只可调节增益及均衡，可降低功耗。

■ Menu setup

1. Press the "MEMU" button to browse the menu, including:

- EQ
- GAIN
- RED DELAY
- GREEN DELAY
- BLUE DELAY

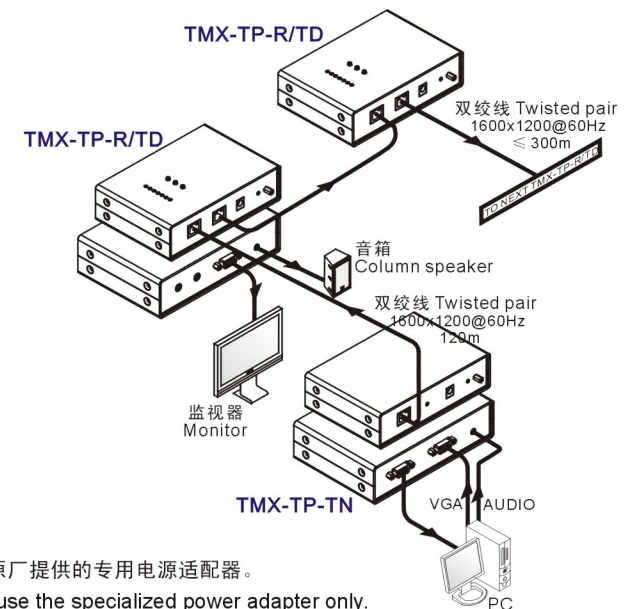
2. The indicator of the selected menu item will be turned on. At this time, use the "UP"/"DOWN" button to select the appropriate parameter.

■ Input selection

There are two input video types: YPbPr input and VGA input. When not in the setup menu, press the "UP"/"DOWN" button can switch the two input video types and corresponding indicator will be turned on.

The RED/GREEN/BLUE DELAY is just adjustable for VGA input only. For YPbPr input, the EQ/GAIN is adjustable to reduce consumption.

系统连接图 / System Connection



注意：请使用原厂提供的专用电源适配器。

Note: Please use the specialized power adapter only.